

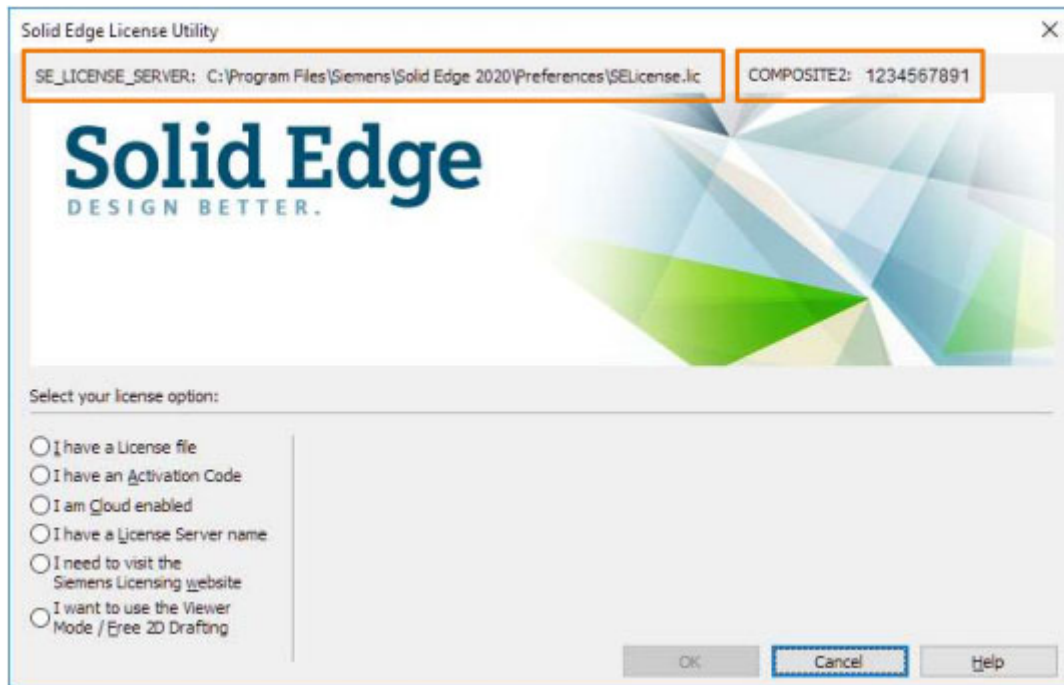
Solid Edge 2020 Floating licencing

This Tech Tip looks at the new floating licencing from Solid Edge 2020 onwards.

Solid Edge 2020 will introduce a change to the floating licencing options by dropping the dongle and adopting the common licencing toolkit (CLT) used by a number of the other Siemens products. The Solid Edge CID will now be known as COMPOSITE2 or COMP2. Some of the changes are:

- All Solid Edge 2020 Floating/Server Managed products will now use the UGSLMD license daemon
- Solid Edge seats can now be on the same Sold-to & in the same license file with other CLT products (such as Femap or Teamcenter)
- The Client License file location will now be based on a SE_LICENSE_SERVER environment variable
- The updated GETCID.exe will display the CID & COMPOSITE2 values
- The License Utility shows the COMPOSITE2 value & the license file path for SE_LICENSE_SERVER
- Solid Edge 2020 licenses will NOT validate previous versions of Solid Edge

The solid edge licence utility will now show both the licence path (as described by the SE_LICENSE_SERVER environment variable) and the COMPOSITE2 id.



The Node Locked and subscription licences will not change.

Installing your Solid Edge floating license for the first time

When you are installing Solid Edge for first time, you may receive your first license file and find that it is a temporary 30-day license. A time limited license file of this type can be identified by the following entry below the header of the license file:

```

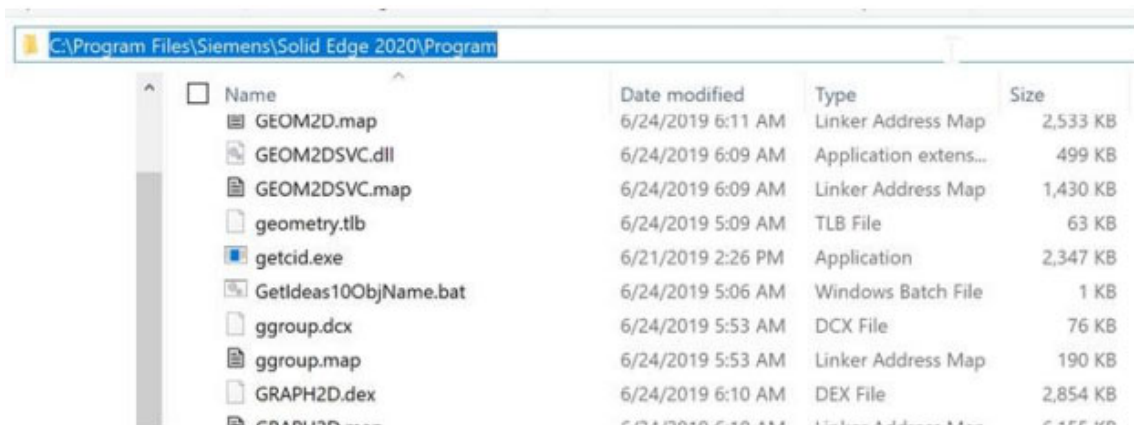
#####
#
#
#           Siemens PLM Software Inc.
#           License File
#
# Sold-Id/Install: 1239876                      WebKey Access Code: A123B98D7
#   Contact Name: John Doe                      Created: 07-23-2018
#   Customer Name: Siemens
#   E-mail Address: Info@Siemens.com           Version:
#####
#
# This release requires a Composite Host-ID for licensing the products
# on this license file. Until the Composite Host-ID(s) is registered using
# your WebKey account at: https://www.siemens.com/qtac/LicenseManagement ,
# licenses will be generated with a 30-day expiration using the
# Standard Host-ID currently listed for this configuration. If no supported
# Standard Host-ID is listed, a 7-day temporary license is provided.
#
# SERVER Yourhostname ANY 28000
# VENDOR ugsimd

```

If this note is present, you will need to obtain and register your Composite ID (CID) & Host Name to request a new permanent license.

The Composite ID is a unique number based on several system parameters, including (but not limited to) MAC address, host name, disk serial number, and operating system. The Composite ID is used to identify your specific machine and or server as the only system which can use or validate a particular license file.

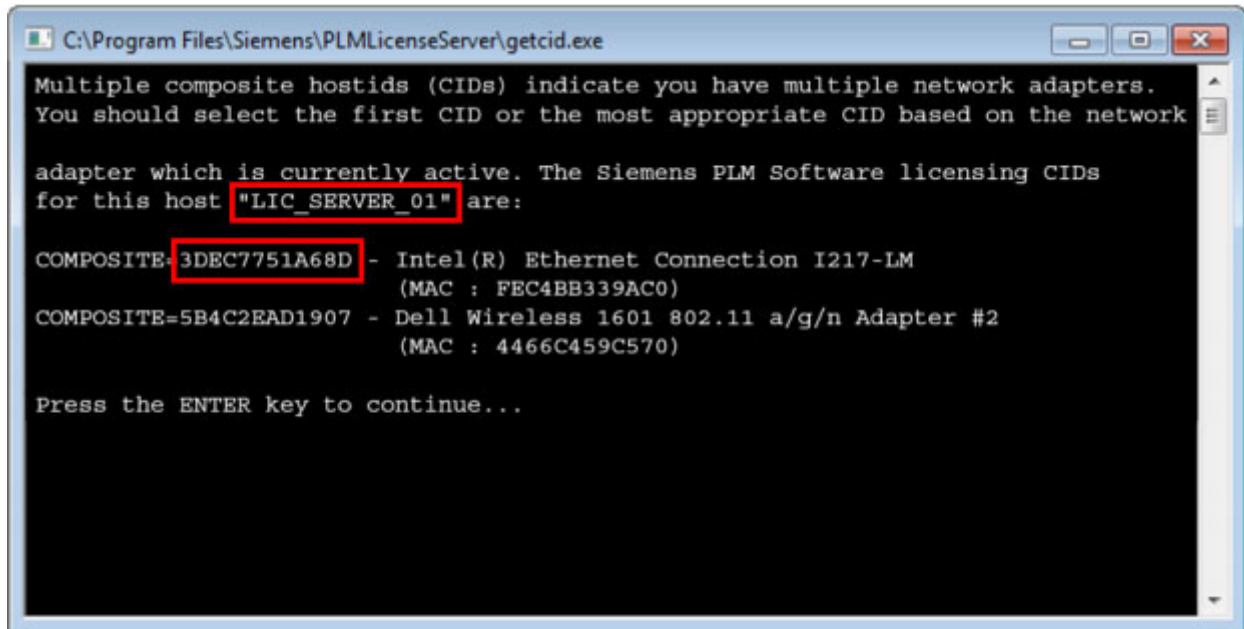
The Composite ID of your machine and or server can be obtained by running the "getcid.exe", which is in the program folder of your Solid Edge installation (please see below):



Alternatively, you can download the getcid.exe from the customer support website:

https://download.industrysoftware.automation.siemens.com/ugs_licensing/CID/wntx64/

Copy and or locate the "getcid.exe" on the machine that will be your license server (running FLEXnet) and run the executable by double-clicking it. This will display the hostname and Composite ID, as shown in the example below:

A screenshot of a Windows command prompt window titled "C:\Program Files\Siemens\PLMLicenseServer\getcid.exe". The window has a black background with white text. The text reads: "Multiple composite hostids (CIDs) indicate you have multiple network adapters. You should select the first CID or the most appropriate CID based on the network adapter which is currently active. The Siemens PLM Software licensing CIDs for this host 'LIC_SERVER_01' are: COMPOSITE=3DEC7751A68D - Intel(R) Ethernet Connection I217-LM (MAC : FEC4BB339AC0) COMPOSITE=5B4C2EAD1907 - Dell Wireless 1601 802.11 a/g/n Adapter #2 (MAC : 4466C459C570) Press the ENTER key to continue...". The text "LIC_SERVER_01" and the Composite ID "3DEC7751A68D" are highlighted with red boxes.

```
C:\Program Files\Siemens\PLMLicenseServer\getcid.exe

Multiple composite hostids (CIDs) indicate you have multiple network adapters.
You should select the first CID or the most appropriate CID based on the network
adapter which is currently active. The Siemens PLM Software licensing CIDs
for this host "LIC_SERVER_01" are:

COMPOSITE=3DEC7751A68D - Intel(R) Ethernet Connection I217-LM
(MAC : FEC4BB339AC0)
COMPOSITE=5B4C2EAD1907 - Dell Wireless 1601 802.11 a/g/n Adapter #2
(MAC : 4466C459C570)

Press the ENTER key to continue...
```

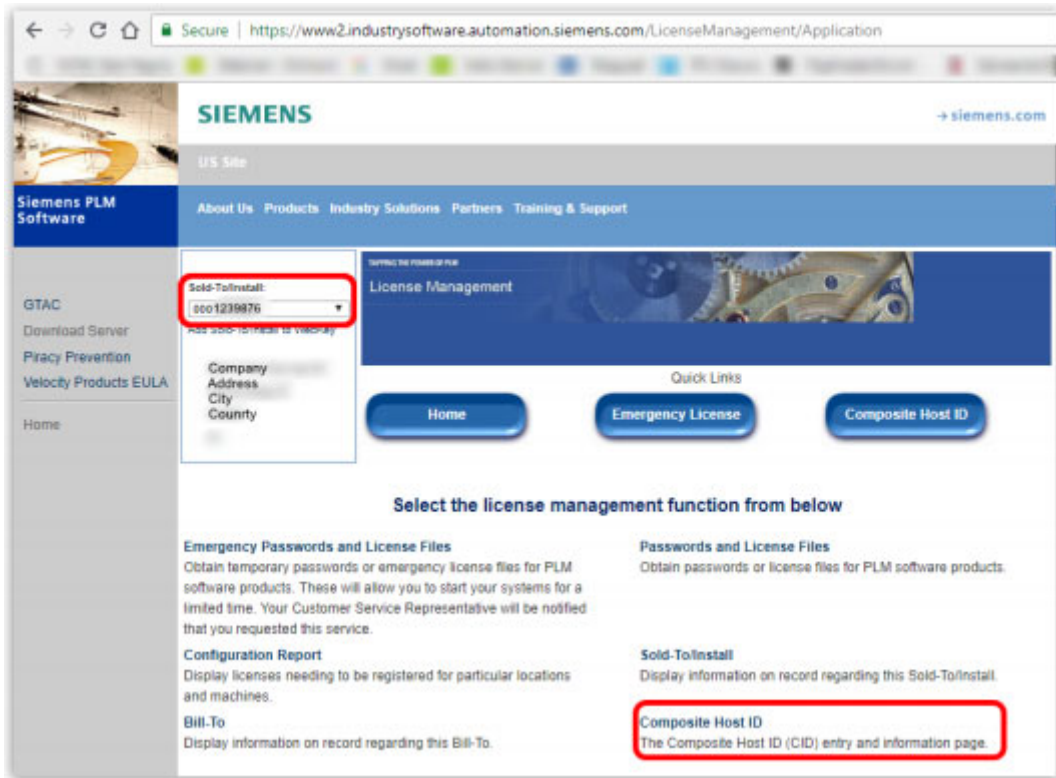
The Composite ID you need to note/copy is the one associated to the Ethernet (wired) network connection, and not the Wireless (Wifi) connection.

After obtaining your Composite ID, please register it via the [License Management](#) page on the Customer Support website. (Note: A WebKey Account is required to access this page of the License Management website.)

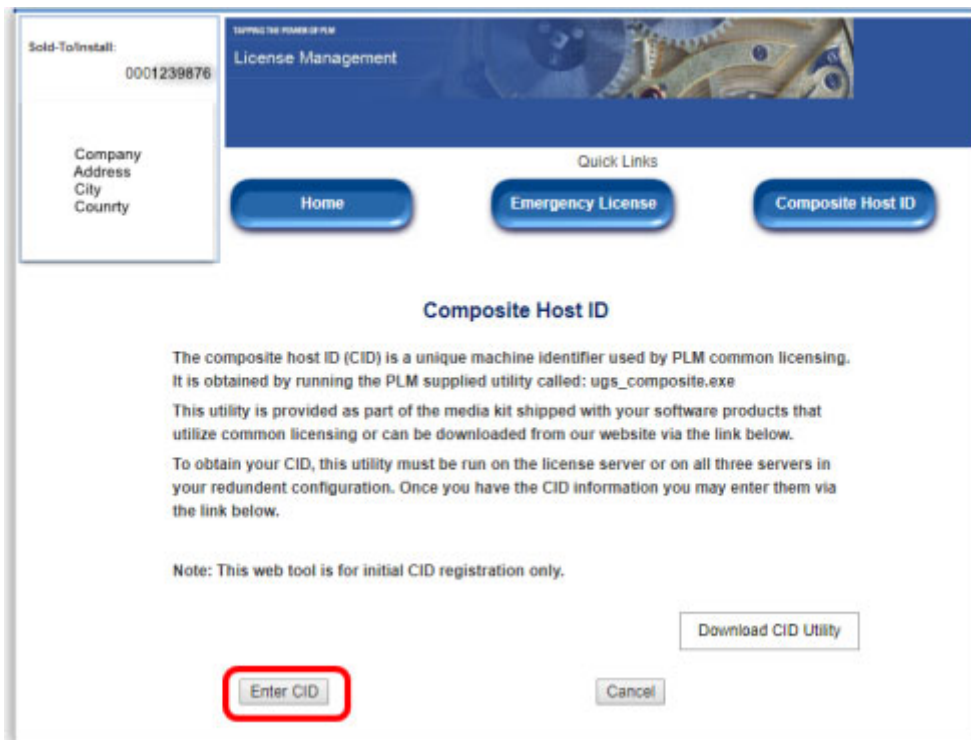
Use the following procedure to register your Composite ID:

Ensure that the Sold-To/Install number shown in the left top corner of the web page matches that in the header of your license file (as it is possible to have more than one Sold-To/Install number)

Select: Composite Host ID



You should have the button to "Enter CID":



Enter your Composite ID and Hostname in the corresponding fields for 'Server 1'.

Note: (Leave the fields for 'Server 2' and 'Server 3' empty)

The screenshot shows a web interface for License Management. At the top, there is a navigation bar with links: About Us, Products, Industry Solutions, Partners, and Training & Support. Below this, there is a header section with the text "SUPPORTING THE POWER OF PLM" and "License Management". On the left side, there is a sidebar with the text "Sold-To/Install: 0001239876" and fields for Company, Address, City, and Country. In the center, there are three buttons: Home, Emergency License, and Composite Host ID. Below the buttons, there is a section titled "Composite Host ID" with the following text: "Please enter the Composite Host ID (CID) information you obtained for your license server and enter below. If you have redundant servers, enter all three CIDs and then submit. You also have the option to enter your license server hostname so it will be automatically generated on your license file." Below this text, there are two columns of input fields: "Composite HostID" and "Hostname". The first row, labeled "Server 1", has the value "3DEC7751A68D" in the Composite HostID field and "LIC_SERVER_01" in the Hostname field. The second row, labeled "Server 2", and the third row, labeled "Server 3", have red 'X' marks over their respective input fields, indicating they are required or have errors. At the bottom, there are three buttons: Submit, Cancel, and Home.

Check carefully to ensure that the Composite ID and Hostname are entered correctly, **as you can enter this information only once**. (If you need to change this information in the future, please contact either your Customer Account Analyst (CAA) or Customer Support to request a Server Replacement Form.)

You can now request a new license file which is valid for a longer period, either permanent or until your maintenance period ends.

If your license server is already configured and running with the temporary license file, stop the 'Siemens PLM License Server' service, and replace the existing license file with the new one, using the same filename and extension, then restart the license server service.

If you have not installed or configured your license manager software, please install the FLEXnet License Manager shipped with Solid Edge.